

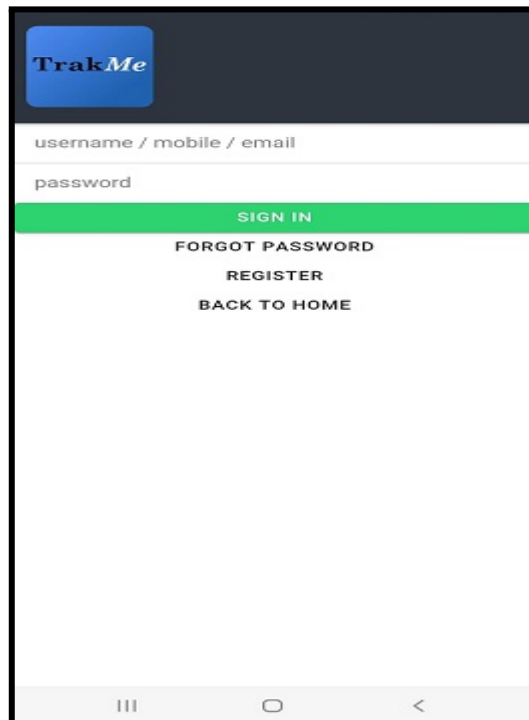
Download the App:

1. Click on the following link <http://www.trakme.in/z/install> OR
2. Go to App Store / Play Store and Download the TrakMe App

Login:

User ids have already been created for those parents whose numbers have been shared by the transport operator for your school.

- In the user name / mobile / email id field please enter the registered mobile number
- Password is last four digits of mobile number entered
- Click on SIGN IN. (Do NOT Register)



TrakMe

username / mobile / email

password

SIGN IN

FORGOT PASSWORD

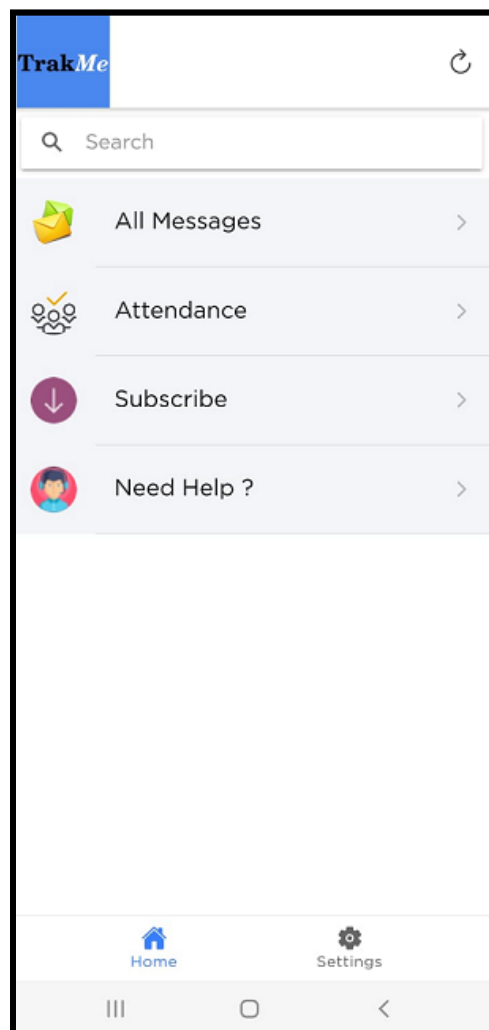
REGISTER

BACK TO HOME

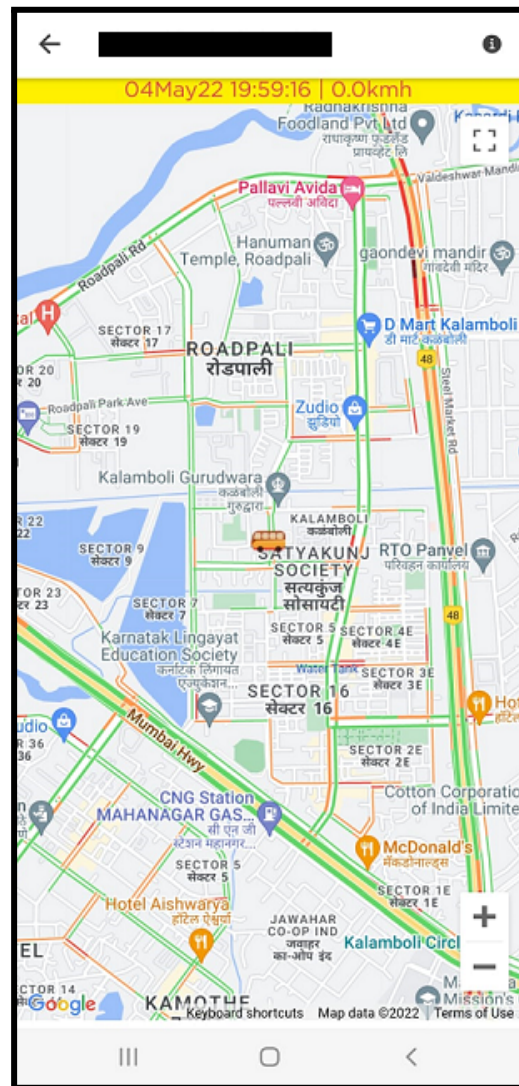
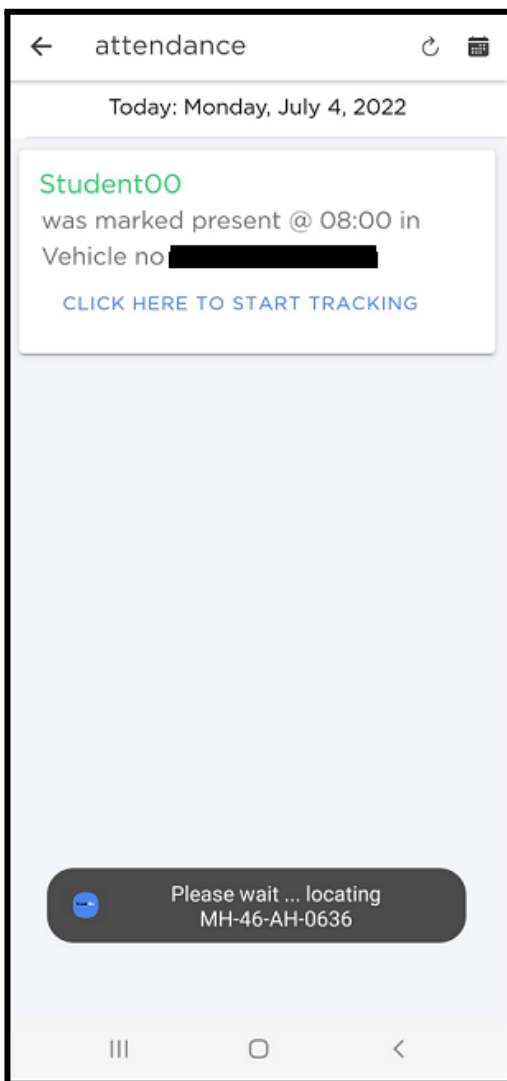
How to use the App?

Post login the home screen is visible as is given below.

The first tab is '**All Messages**'. All communication regarding delays, holidays, reminders etc will be available here. The user manual will also be posted here for future reference.



The second tab shows the **'Attendance'** of the child in the vehicle. Click on the link below the attendance to check the live tracking of the vehicle. The yellow bar on top shows the date and timestamp of the vehicle update. Please ensure that it is the latest timestamp while tracking.




The next tab is the **'Subscribe'** tab. In case a parent knows the vehicle that picks or drops the child consistently, then they may simply click on subscribe and tick the vehicle that their ward uses. Press Done, post selection.

Please note, a user cannot select more than 2 routes

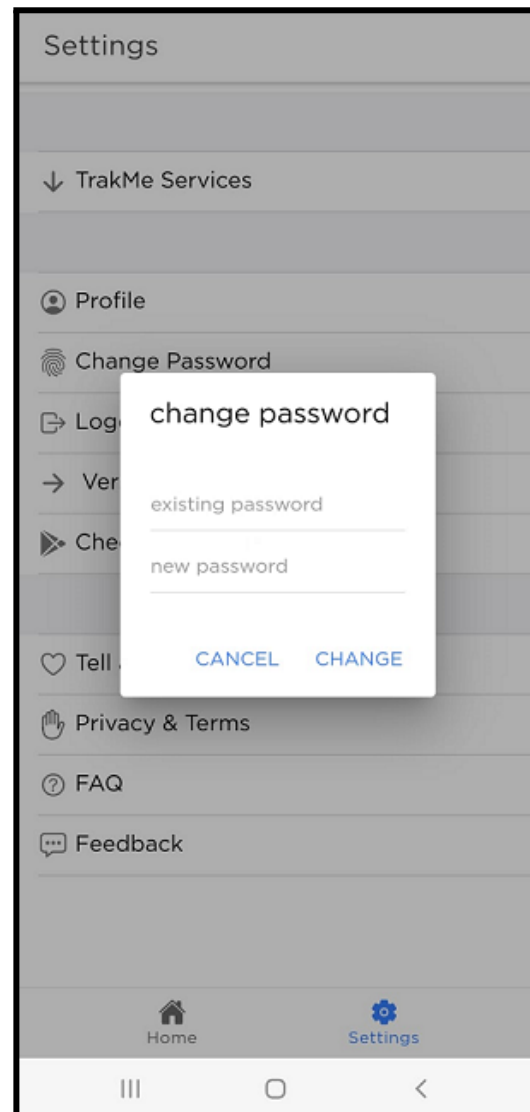
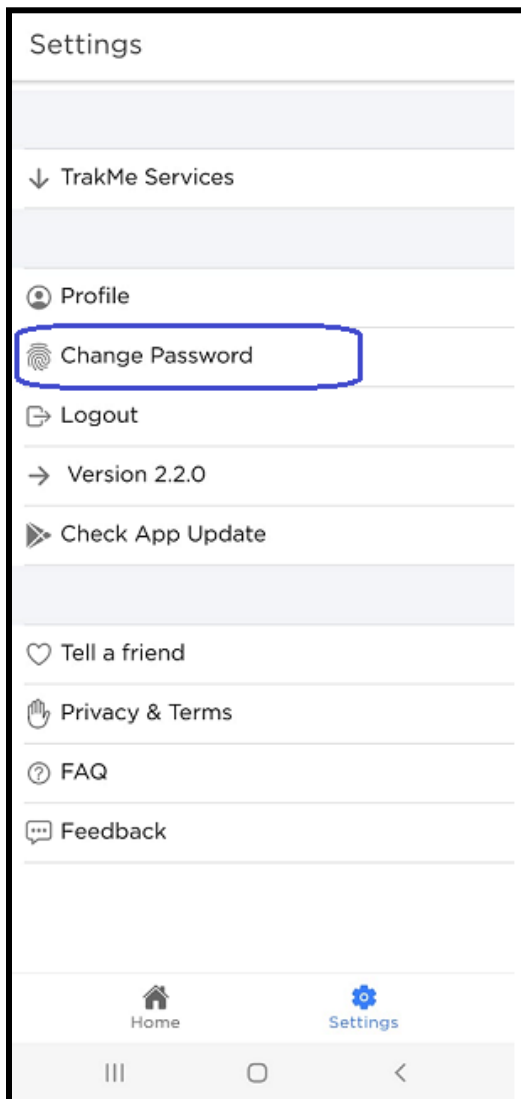


The next tab is the '**Need Help?**' tab. In case there are any other queries that a parent needs help with, they will find the email id for support (support@trakme.in) as well as whatsapp number #9920493730 (ONLY WhatsApp) to contact TrakMe.



Settings section:

It is recommended that the user change their password after their first login. Enter the old password, then the new one you want to set and click on Change. Login once again.



The next tab here is the 'Profile'. Click on the Student(s) section and check that the student name, student-id and tag id match with the card issued to the child. The tag-id is the number printed behind the card. In case the two don't match please whatsapp the correct number to TrakMe support for immediate update.

